



General Electronics Benchtop Blower

MODEL 6832

The Simco-Ion, Technology Group General Electronic Blower Model 6832 provides reliable, fast static charge control for benchtop work areas or mounted in confined spaces, allowing optimal electrostatic management that minimizes cost and maximizes protection for ESD-sensitive areas. An internal automatic balance control system ensures ionization continues to reach your target with complete accuracy, presenting a significant time and cost savings.

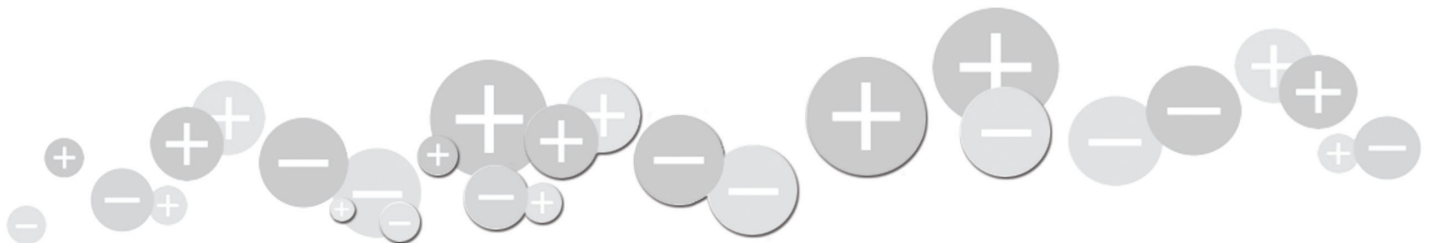
Model 6832 delivers precisely balanced and directed ionization to your target without taking up valuable room in your environment. A greater concentration of emitter points and internal circuitry suited for high humidity applications makes the Model 6832 the standard choice for environments that need quality ESD protection with a proven design.



Features

- $\pm 10V$ or better balance
- Cleanliness rated at ISO 14644-1 Class 4
- Fan-stall indication and alarm output
- FMS connection and alarms for management control
- Manual emitter point cleaning system
- Small footprint @ 60 mm depth

Benefits

- Provides the best corona-based ESD protection for maximizing yields
- Designed for use in an environment with a controlled level of contamination
- Immediate notification if the fan stops rather than continue operations without ionization
- Increased control with immediate notification of alarms
- Reducing maintenance costs and improved performance
- Designed for confined space applications



Model 6832	
Input Voltage	24VDC (470 mA max)
Discharge ¹	<2 sec @ 12" (30.5 cm); ±1000-100V
Balance	<±10V (typ)
Ion Emission	Steady-state DC Technology
Emitter	Titanium, 8 per fan
Cleanroom Class	ISO 14644-1 Class 4
LED Indicator	Green POWER on, red FAN stall, red FAULT with optional AUDIBLE ALARM
Control	Power/fan speed DIP switch with 4 speed/velocity settings, balance adjustment, FMS connections
Airflow	125 cfm (high fan speed)
Audible Noise	High fan 61 dB (typ), low fan 52 dB (typ); measured @ 12" (30.5 cm) from fan
Ozone	0.005 ppm (typ)
Operating Env	50-90°F (10-32°C), 30-70% RH, non-condensing
Option	Audible alarm
Enclosure	Powder-coated aluminum
Dimension	7.33"H x 6.95"W x 2.75"D (18.6 x 17.6 x 6.99 cm) with bracket
Weight	1.98 lb (0.90 kg) with stand
Warranty	Two year limited warranty
Certification	
Power Adapter 14-21328	
Input Voltage	100-240 VAC 50/60 Hz
Output Voltage	24VDC, 30W
Dimension	3.9"L x 1.4"H x 2.1"W (9.90 x 3.56 x 5.33 cm)
Weight	0.44 lb (0.20 kg)
Certification	

1. Tested in accordance with ANSI/ESD STM3.1.

Audible Alarm

An audible alarm that operates in addition to the visible array of 3 each LEDs on the front of the blower indicates operational failures including a stalled fan or loss of ionization.

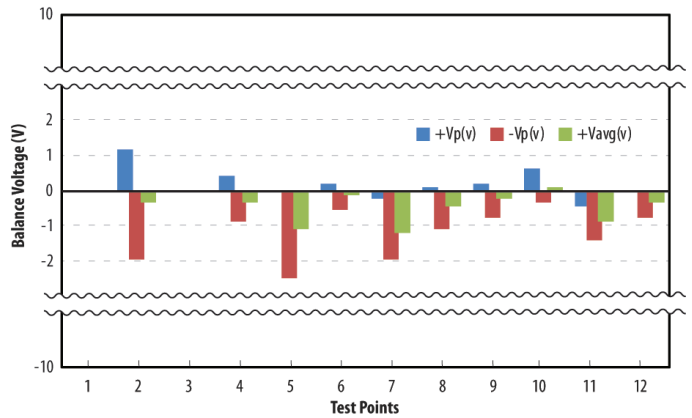
Ordering Information

91-6832-01	6832 Blower, standard*
91-6832-01A	6832 Blower, standard with audible alarm*

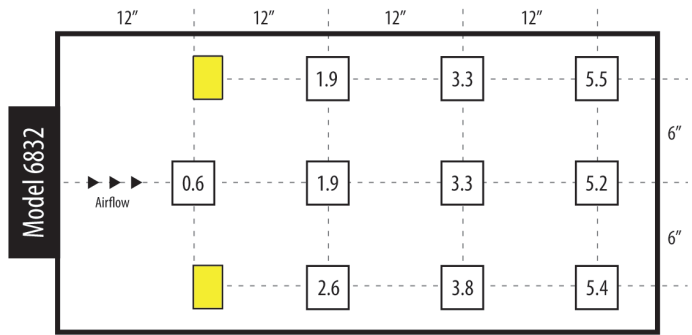
* IEC power cord required, please contact Sales Services for detail.

Balance Performance

Performance test results for high fan speed per ANSI/ESD STM3.1-2015 standard are shown below. High fan speed is one of four fan speeds (high, medium-high, medium-low, and low).



Discharge Time Performance



Discharge time in seconds (1000-100V), fan speed set to high; blower 12" from CPM measuring plate; CPM test plate 7.2" from table; discharge times slightly longer for 230 VAC, 50 Hz unit. Yellow cell without value = decay time over 30 seconds.

Fan Speed DIP Switch Settings

The 2 dip switches control the fan speed (4 speeds are available). The switch settings for each fan speed are shown in the table on the right.

Fan Speed	Switch Setting	Distance to CPM					Tolerance	
		@ Fan Face (m/sec)	CFM	12" (m/sec)	CFM	24" (m/sec)		CFM
High	<input type="checkbox"/> <input type="checkbox"/>	6.1	125.0	2.8	56.4	1.9	39.0	(±10%)
Medium High	<input type="checkbox"/> <input type="checkbox"/>	5.7	117.0	2.6	52.6	1.6	33.0	
Medium Low	<input type="checkbox"/> <input type="checkbox"/>	3.7	76.0	1.7	35.1	1.0	21.0	
Low	<input type="checkbox"/> <input type="checkbox"/>	2.0	41.0	0.7	13.7	0.4	8.0	



An ITW Company

DS-6832 Rev 5 - 5/25
© 2025 Simco-Ion
All rights reserved.

Simco-Ion, Technology Group

1141 Harbor Bay Parkway, Suite 201
Alameda, CA 94502

Tel: +1 (800) 367-2452 (in USA)
Tel: +1 (510) 217-0460

ioninfo@simco-ion.com
www.simco-ion.com/technology